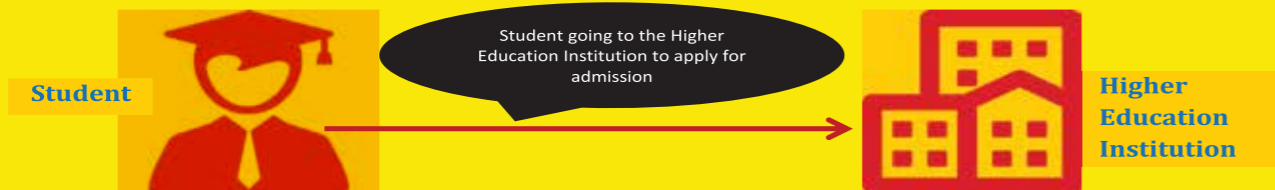


HESFB :: ONLINE LOAN SUBMISSION


STEP 1 APPLY FOR LOAN

Apply for any eligible course in an eligible Institution of Higher Learning. For details about eligible course and Higher Education Institutions, please visit our website <http://ilmis.hesfb.go.ug> or send an e-mail to: info@hesfb.go.ug.







STEP 2 REGISTER INTO ILMIS

Register with ILMIS by visiting www.hesfb.go.ug and create an Account on <http://ilmis.hesfb.go.ug> to start registering and accessing Online Application Form.



STEP 3 ONLINE LOAN APPLICATION

A candidate accesses the online Loan Application Form (LAF) and completes it step by step by completing the following sections.

 <p>1. PERSONAL DETAILS OF THE APPLICANT</p> <ol style="list-style-type: none"> 1.1. Applicant's Bio – Data 1.2. Applicant's Contact Information 1.3. Applicant's Identification Documents 1.4. Applicant's Current Address 1.5. Applicant's Home Of Origin 1.6. Applicant's Marital Status 1.7. Applicant's Disability 1.8. Applicant's Education Entry Mode 1.9. Applicant's Education Background Information 1.10. School Fees History <p>Note:</p>	 <p>2. PARENTS' DETAILS OF THE APPLICANT</p> <ol style="list-style-type: none"> 2.1. Details of Father 2.2. Details of Mother 2.3. Details of Siblings 2.4. Family Social Economic Situation <p>Note:</p>	 <p>3. ADMISSION AND LOAN DETAILS</p> <ol style="list-style-type: none"> 3.1. Details of Institution To Which You Are Admitted 3.2. Loan Amount Required For One Academic Year 3.3. Borrowing Motivation 3.4. Early Payments <p>Note:</p>	 <p>4. DECLARATION AND RECOMMENDATIONS</p> <ol style="list-style-type: none"> 4.1. Declarations By Parent / Guardian 4.2. Terms and Conditions 4.3. Recommendations 4.4. Applicants' Check List 4.5. Declarations By Applicant <p>Note:</p>
---	--	--	---

NB: APPLICANTS ARE REQUIRED TO COMPLETE ALL THE SECTION OF THE LOAN APPLICATION FORM(LAF) BUT ALSO SHOULD PROVIDE CORRECT INFORMATION IN ACCOTANCE WITH HESFB ACT 2014

STEP 4 PRINT OFF RECOMMENDATIONS

Print off section 4.0 above for which LCI, LC3 and Former School Head should sign and stamp. Attach a passport size photo and all other documents where applicable.



STEP 5 PAYMENT & SUBMISSION

Confirm that you have fully completed ALL sections of the form and Submit an online Application and then also sent the signed copy and copies of the documents in the checklist through any Branch of Centenary Bank to HESFB.



STEP 6 NOTIFYING THE STUDENT

You will get a confirmation e-mail or sms when your application form is received and processed from the Board.

